

**ARTICULATION  
HOME  
PRACTICE**

Dear Families,

This packet has been created to help support your student's speech skills while they are home from school. Each page provides practice ideas to work on your student's speech sounds in a fun way. The following is included in this packet:

- **Speech Sounds Level Chart**
  - Children learn sounds in a hierarchy. They start at the bottom (learning the sound in isolation) and work their way all the way to the top when they master the sound. Some of these activities are suited best for kids who are at the sentences and up levels.
- **Student Chart** to help self monitor their sounds
- **Nine Activity Idea Pages**
  - Each page lists ideas that you can do while you use your speech sound at home
  - Many pages come with sentence strips to help students who need structured sentences
- **Three pages of carryover cards**
  - These are good for students who are working on their sounds in sentences and conversation
- **Sound word lists**
- **Calendar**
  - Every day that you practice your speech sound, mark it on your calendar! Try to get five days a week or more! Bring your calendar in when you come back to school to show your SLP how hard you have been working

If you have any questions throughout this time, please feel free to contact me.

# Levels of speech sound acquisition

A staircase diagram with eight steps ascending from bottom-left to top-right. Each step is a white rectangle with a black border, containing text. The steps are: 1. Isolation- sound by itself, 2. Syllables- sound with vowel, 3. Words- initial, medial, final, 4. Phrases, 5. Sentences, 6. Reading, 7. Conversation, 8. Mastery. A vertical arrow on the left points upwards.

**Mastery**

**Conversation**

**Reading**

**Sentences**

**Phrases**

**Words- initial, medial, final**

**Syllables- sound with vowel**

**Isolation- sound by itself**



# SCAVENGER HUNT

**Activity One:** Go on a scavenger hunt! Look for items that have your speech sound. Use the sentence strip or make your own sentence about what you found!

- Look for items in the house
- Look for words in a book
- Look for words in the newspaper, magazine, or online
- Look for things in specific rooms: see how many you can find in the kitchen, bedroom, living room
- Look for things outside



I



found

a

[item]

# WORD LISTS

**Activity 2:** Use a list to practice your speech words. Then practice your words for 5-10 minutes as many times as you can. Use the sentence strip for a structured sentence or make your own.

- Create your own list making as many words as you can with your sounds
- Google search “speech sound lists for \_\_\_\_\_” with your sound
- Use a list that your SLP gave you
- Use the list at the end of this packet
- Walk around your house looking for things with your sound and put them in a list



l



found

a

[item]

# CONVERSATIONS

**Activity 3:** Talk about things with people in your house using your speech sound as many times as you can for 5-10 minutes

- Talk about your favorite things to do in the spring
- Talk about your favorite movies, TV shows, or books
- Talk about something you have recently watched
- Talk about something you learned in school this year or a fun project that you did
- Talk about you summer: what you want to do, what your favorite activities are
- Talk about your favorite games and how you play
- Talk about what your favorite activities are when you are stuck at home
- Use the conversation question cards in this packet to help come up with topics



# GAMES

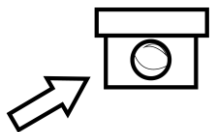
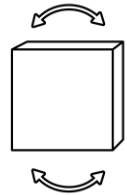
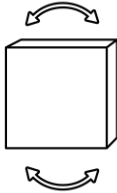
**Activity 4:** While you are playing games, focus on using your good speech sound! Use the sentence strips to help create sentences using your sounds.



- Read the rules out loud or explain them to everyone
- Congratulate others while you are playing
- Make comments on the game
- Ask questions about how to play and the rules of the game
- Play games that involve a lot of talking like:
  - Charades
  - Guessing Games: You can use your word lists for the items- Play a game like HeadBantz or Who Am I- Describe an item while everyone else has to guess what it is. You can also hide an item from around the house in a bag and everyone has to ask questions about what it could be. Take turns being the hider and the guesser.
  - Go Fish, I Spy, 20 questions, Pictionary, Simon Says
  - Two Truths and a lie- Tell two truths and a lie and everyone has to guess what the lie is



# GAMES

 <b>I</b>	 <b>have</b>	<b>a</b>	[item]
---	--	----------	--------

 <b>It</b>	 <b>is</b>	 <b>something</b>	[describing]
--	--	---	--------------

 <b>You</b>	 <b>have</b>	<b>a</b>	[item]
---	--	----------	--------


# Chores

**Activity 5:** While you are helping your family with chores, use your good speech sounds to talk about what you are doing. Use the sentence strip to create a sentence about the things you see in each room.

- While setting the table, talk about the steps and everything you need
- While cleaning your room, talk about the things that you are picking up, describe the clothes you are putting away, and talk about where everything goes
- While cleaning the kitchen, talk about things in the kitchen, name all the appliances, talk about which foods go in the fridge vs. which ones go in the cupboard.
- While you are vacuuming, talk about the different things in each room.



I



see

a

[item]

# Worksheets

**Activity 6:** Complete the worksheets/ activities at the end of this packet if you are working on sounds in sentences/ conversations

- Answer the Would you rather questions using your speech sounds
- Answer the What would you do if questions
- Ask or answer the questions to use for ideas for conversation starters
- If your SLP gave you any other worksheet complete them!
- When you are doing your homework, talk about it out loud using your good speech sounds.

# Naming

**Activity 7:** Challenge yourself to name as many things as you can in a category that have your sound in it. For example, if your sound is S and the category is Names then you could say “Sarah, Sam, Jessica, Bess, etc”.

- Names that have your sound in it
- Animals
- Food
- Movies
- Games and Toys
- Book Titles
- Song titles
- Places
- Things you see at places like the: park, zoo, school, home, post office, grocery store, pet store, amusement park, beach

# Miscellaneous

Here are some other ideas to practice your speech sound while you are at home if you have the supplies

- Draw a picture and then tell a story about it/describe it while using as many of your sounds as you can
- Create something out of playdoh that has your speech sound in it and see if someone at home can guess what it is
- Talk to Alexa, Siri, Cortona, or whatever at home device you have and ask it questions, ask it to tell jokes, and play games with it while using your speech sounds
- Find DIY crafts on the internet that use supplies you have at home- use your speech sounds to read the directions, repeat the steps, talk about the materials, and talk about your finished project
- Talk to someone for ten minutes focusing on your speech the entire time.

# Alexa Questions

Ask Alexa questions using your good speech sounds--- she has to be able to understand you for it to work!

- Alexa:
  - Tell a joke
  - Play Heads Up
  - Play Would You Rather for family
  - Ask Pikachu to talk
  - Play Lemonade Stand
  - Play SpongeBob Challenge
  - Play No Way That's True
  - Open Story Blanks
  - Open Curiosity
  - What's the Weather?
  - Play Twenty Questions
  - Open the Magic Door
  - Ask Magic 8 ball if \_\_\_\_\_ (ask yes/ no questions)

# Would You Rather

<p>Would you rather: live in a jungle or live in a desert?</p>	<p>Would you rather: only eat meat or only eat vegetable for the rest of your life?</p>	<p>Would you rather: go to school all year round with more break or have summers off with less breaks?</p>
<p>Would you rather: eat chocolate covered shrimp or eat mustard covered bananas?</p>	<p>Would your rather: only drink orange flavored drinks or grape flavored drinks for the rest of your life?</p>	<p>Would you rather: watch TV all day or play outside all day?</p>
<p>Would you rather: Have more school, but you get paid for it or have less school but you don't get paid</p>	<p>Would you rather: go to a ski resort or go to a water park?</p>	<p>Would you rather: be five years older or five years younger?</p>

<p>I</p>	<p>would</p>	<p>rather</p>	<p>_____</p>	<p>because</p>	<p>_____</p>
----------	--------------	---------------	--------------	----------------	--------------

# What Would You Do If

<p>What would you do if: you won a million dollars?</p>	<p>What would you do if: you could see the future or the past?</p>	<p>What would you do if: You could have one superpower for the day?</p>
<p>What would you do if: you were the president for the month?</p>	<p>What would you do if: you go could to anywhere in the world?</p>	<p>What would you do if: You didn't have to go to school for the rest of the year?</p>
<p>What would you do if: you found ten dollars on the ground</p>	<p>What would you do if: you found a pot of gold</p>	<p>What would you do if: You met your favorite celebrity</p>

<p>I</p>	<p>would</p>	<p>_____</p>
----------	--------------	--------------



# Conversation Questions

<b>Who is your favorite celebrity?</b>	<b>What is your favorite spring activity?</b>	<b>What is the best birthday you have ever had?</b>
<b>How do you make your favorite meal? Or where do you get it?</b>	<b>What is your favorite class?</b>	<b>What is your favorite subject?</b>
<b>What is your favorite game?</b>	<b>What is something you are really good at?</b>	<b>What is your morning routine?</b>

<b>What</b>	<b>is</b>	<b>_____</b>
-------------	-----------	--------------

# My word list

Use this sheet to write in your own word list! Print as many copies as you need

INITIAL	MEDIAL	FINAL

# K

Use the word lists below to practice your sounds in isolation, words, phrases, sentences, while reading, or in conversation

INITIAL	MEDIAL	FINAL
Cage	Sucker	Milk
Car	Bacon	Bike
Candy	Cookie	Back
Cane	Marker	Book
Cup	Bucket	Duck
Coat	Checker	Sock
Cow	Chicken	Sick
Cat	Vacuum	Cook
Kite	Donkey	Snake
Key	Sticky	Walk

# G

Use the word lists below to practice your sounds in isolation, words, phrases, sentences, while reading, or in conversation

<b>INITIAL</b>	<b>MEDIAL</b>	<b>FINAL</b>
Girl	Tiger	Dig
Gas	Yogurt	Bug
Goat	Target	Slug
Gum	Bagel	Frog
Get	Finger	Mug
Ghost	Lego	Hug
Goal	Finger	Egg
Game	August	Log
Go	Wiggle	Rug
Gate	Nugget	Rag



Use the word lists below to practice your sounds in isolation, words, phrases, sentences, while reading, or in conversation

<b>INITIAL</b>	<b>MEDIAL</b>	<b>FINAL</b>
Tie	Bottle	Boat
Toe	Bottom	Goat
Top	Pasta	Cat
Taco	Ponytail	Bat
Time	Empty	Coat
Tuna	Doctor	Wet
Toy	Potato	Hot
Tomato	Valentine	White
Tape	Tater tot	Vet
Tiger	Seat Belt	Meat

# D

Use the word lists below to practice your sounds in isolation, words, phrases, sentences, while reading, or in conversation

<b>INITIAL</b>	<b>MEDIAL</b>	<b>FINAL</b>
Dog	Sucker	Milk
Door	Bacon	Bike
Day	Cookie	Back
Donut	Marker	Book
Dime	Bucket	Duck
Dance	Checker	Sock
Dress	Chicken	Sick
Doll	Vacuum	Cook
Dig	Donkey	Snake
Dice	Sticky	Walk

# R

Use the word lists below to practice your sounds in isolation, words, phrases, sentences, while reading, or in conversation

INITIAL	MEDIAL	FINAL
Ring	Horse	Bear
Rope	Purse	Tiger
Rice	Cereal	Feather
Road	Parrot	Door
Rose	Camera	Jar
Roof	Corn	Hair
Rock	Fairy	Star
Rain	Heart	Paper
Red	Fireman	Stir
Read	Garbage	Flower



Use the word lists below to practice your sounds in isolation, words, phrases, sentences, while reading, or in conversation

<b>INITIAL</b>	<b>MEDIAL</b>	<b>FINAL</b>
Lizard	Toilet	Oval
Lime	Jell-O	Tall
Lock	Hello	Bell
Lips	Telephone	Pole
Lamp	Wallet	Snail
Lemon	Dollar	Apple
Leaf	Olives	Whale
Love	Dollar	School
Lake	Family	Owl
Llama	Silly	Ball



# TH

Use the word lists below to practice your sounds in isolation, words, phrases, sentences, while reading, or in conversation

INITIAL	MEDIAL	FINAL
Thumb	Toothbrush	Tooth
Thorn	Toothpaste	Mouth
Theater	Mouthwash	Bath
Thin	Bathroom	Moth
Throw	Bathtub	North
Thirsty	Bathing suit	Earth
Thigh	Smoothie	Month
Thursday	Feather	South
Throat	Weather	Breath
Thirty	Brother	Math

# CH

Use the word lists below to practice your sounds in isolation, words, phrases, sentences, while reading, or in conversation

INITIAL	MEDIAL	FINAL
Chair	Cream Cheese	Rich
Cheese	Matches	Peach
Chicken	Beach Ball	Touch
Chase	Crunchy	Catch
Chips	Nachos	Switch
Cheerios	Matching	Witch
Cherries	Kitchen	Pinch
Chop	Key Chain	Couch
Children	Ketchup	Speech
Chalk	Touchdown	Watch

# SH

Use the word lists below to practice your sounds in isolation, words, phrases, sentences, while reading, or in conversation

INITIAL	MEDIAL	FINAL
Shoes	Fishbowl	Fish
Sheep	Mushrooms	Toothbrush
Ship	Hash browns	Leash
Shorts	Flashlight	Trash
Shovel	Seashells	Nail Polish
Shot	Trashcans	Paintbrush
Shave	Pushups	Wish
Share	Push pop	Bush
Shape	Marshmallows	Blush
Sheet	Cashier	Dish

# J

Use the word lists below to practice your sounds in isolation, words, phrases, sentences, while reading, or in conversation

<b>INITIAL</b>	<b>MEDIAL</b>	<b>FINAL</b>
Jump	Pajamas	Badge
Juggle	Magic	Bridge
Job	Soldier	Stage
Jungle	Angel	Page
Jell-O	Vegetables	Large
Jog	Fire Engine	Garage
Jupiter	Oranges	Cage
Janitor	Surgeon	Orange
July	Gingerbread	Change
Jam	Sausages	Fridge

# S

Use the word lists below to practice your sounds in isolation, words, phrases, sentences, while reading, or in conversation

<b>INITIAL</b>	<b>MEDIAL</b>	<b>FINAL</b>
Sit	Pencil	Dress
Sun	Dresser	Bus
Sand	Dinosaur	Horse
Sock	Whistle	Mouse
Sing	Recess	Octopus
Sick	Princess	Circus
Soda	Glasses	House
Soup	Pacifier	Grass
Soap	Motorcycle	Chips
Sink	Baseball	Cactus

# MARCH

15	16	17	18	19	20	21
22	23	24	25	26	27	28
29	30	31				

# APRIL

			1	2	3	4
5	6	7	8	9	10	11
12	13	14	15	16	17	18
19	20	21	22	23	24	25
26	27	28	29	30		

# MAY

					1	2
3	4	5	6	7	8	9
10	11	12	13	14	15	16
17	18	19	20	21	22	23
24	25	26	27	28	29	30